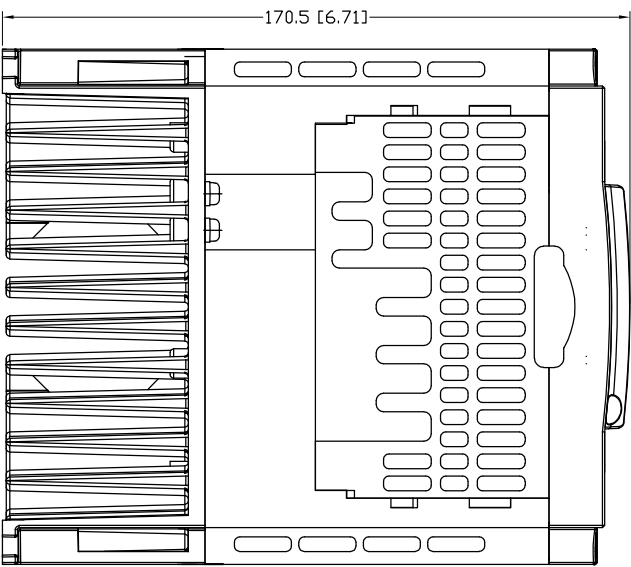
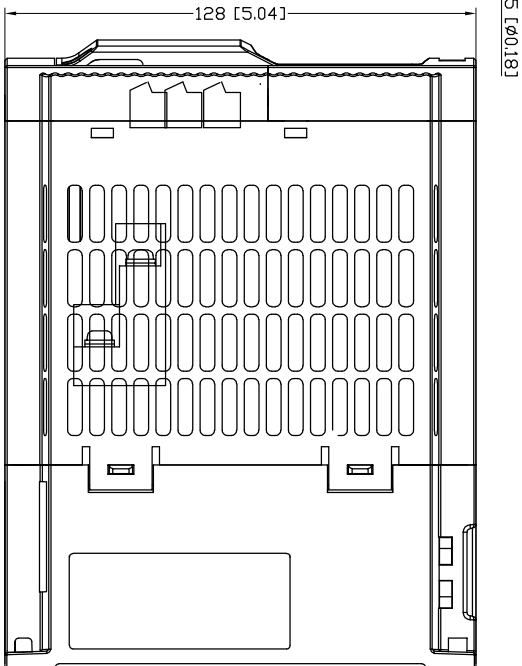
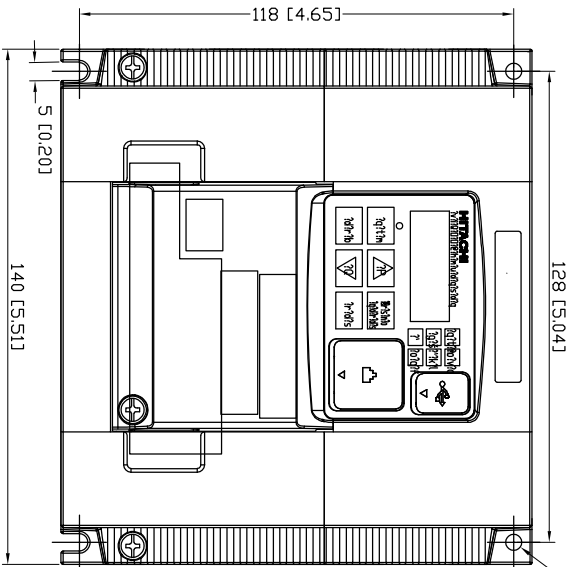


INVERTER MODEL LIST	
ITEM NO.	MODEL NUMBER
1	WJ200-035LF
2	WJ200-040HF
3	
4	



PROPRIETARY AND CONFIDENTIAL

THE INFORMATION CONTAINED IN THIS DRAWING IS THE SOLE PROPERTY OF HITACHI USA LTD. ANY REPRODUCTION IN PART OR AS A WHOLE WITHOUT THE WRITTEN PERMISSION OF HITACHI USA LTD. IS PROHIBITED

UNLESS OTHERWISE SPECIFIED		
DIMENSIONS ARE IN MILLIMETERS		
GENERAL TOLERANCES ACCORDING TO ISO 2768-MF		
INTERPRET GEOMETRIC TOLERANCING PER:		
MATERIAL:		
FINISH:		
NAME	DATE	
DBM	23 JAN 19	
DRAWN		
CHECKED		
ENG APPR		
MFG APPR		
QA		
COMMENTS:		
TITLE:		
WJ200-035LF		
WJ200-040HF		
SIZE	DWG. NO.	REV
		A
SCALE:	WEIGHT:	SHEET 1 OF 1