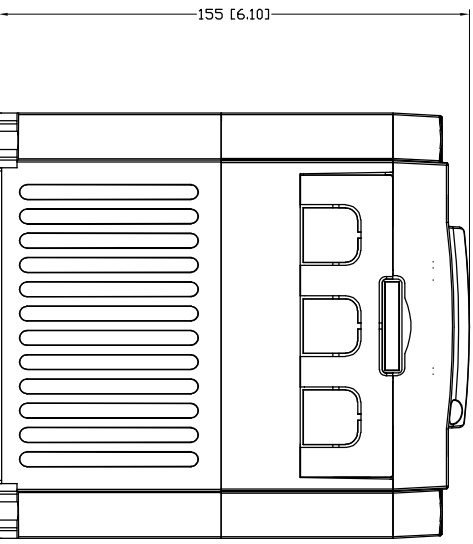
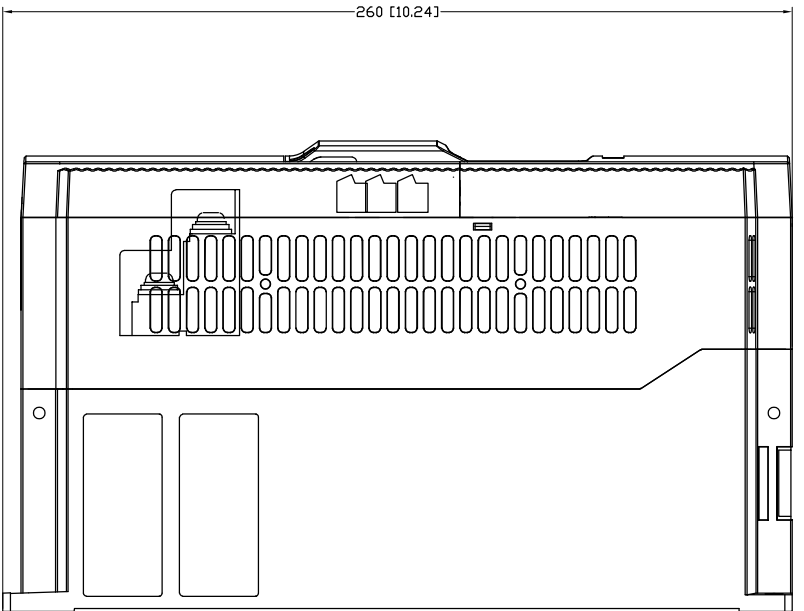
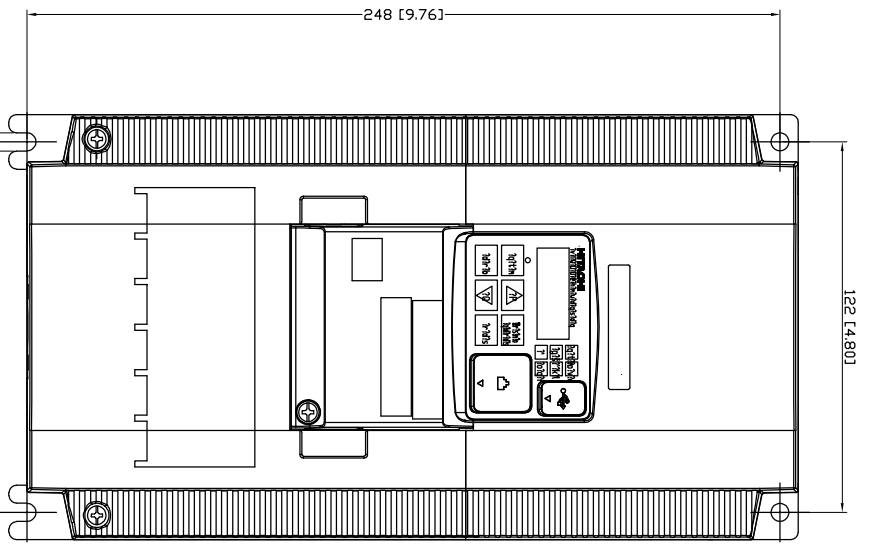


INVERTER MODEL LIST	
ITEM NO.	MODEL NUMBER
1	WJ200-055LF/HF
2	WJ200-075LF/HF
3	
4	



PROPRIETARY AND CONFIDENTIAL

THE INFORMATION CONTAINED IN THIS DRAWING IS THE SOLE PROPERTY OF HITACHI USA LTD. ANY REPRODUCTION IN PART OR AS A WHOLE WITHOUT THE WRITTEN PERMISSION OF HITACHI USA LTD. IS PROHIBITED

UNLESS OTHERWISE SPECIFIED			NAME	DATE
DIMENSIONS ARE IN INCHES			DBM	23 JAN 19
GENERAL TOLERANCES ACCORDING TO ISO 2768-MS				
INTERPRET GEOMETRIC TOLERANCING PER:				
MATERIAL:				
FINISH:				
DRAWN		CHECKED		
ENG APPR.		MFG APPR.		
QA		COMMENTS:		
TITLE:		SIZE	DWG. NO.	REV
WJ200-055LF/HF				A
WJ200-075LF/HF				
SCALE:	WEIGHT:	SHEET 1 OF 1		